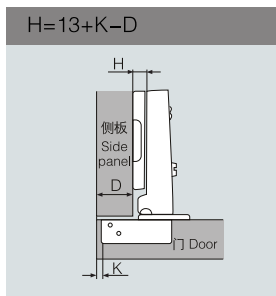




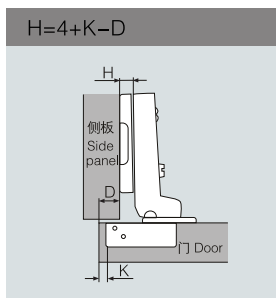
- 开启角度: 105度
- 铰杯厚度: 10.5毫米
- 铰杯直径: 35毫米
- 面板(K)尺寸: 3毫米-7毫米
- 材质: 铁镀镍
- 门可选用板厚: 14毫米-20毫米
- Opening angle: 105°
- Depth of hinge cup: 10.5mm
- Diameter of hinge cup: 35mm
- Drilling distance on the door(K): 3-7mm
- Material: cold rolled steel, nickel plated
- Range of door thickness: 14-20mm

S83系列(普通型)自关铰链(两段力)功能图 S83 Installation dimensions (Two way)

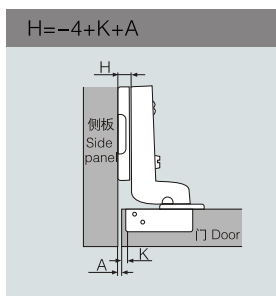
D: 盖位计算值表 Overlay
A: 间隙位计算值表 Gap



$\begin{matrix} K \\ H \end{matrix}$ \ $\begin{matrix} D \\ H \end{matrix}$	3	4	5	6	7
0	16	17	18	19	20
2	14	15	16	17	18
4	12	13	14	15	16

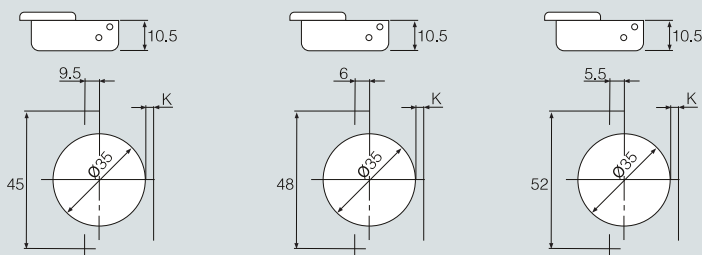


$\begin{matrix} K \\ H \end{matrix}$ \ $\begin{matrix} D \\ H \end{matrix}$	3	4	5	6	7
0	7	8	9	10	11
2	5	6	7	8	9
4	3	4	5	6	7



$\begin{matrix} K \\ H \end{matrix}$ \ $\begin{matrix} A \\ H \end{matrix}$	3	4	5	6	7
0	1	0	-1	-2	-3
2	3	2	1	0	-1
4	5	4	3	2	1

铰杯种类 Hinge cup types



可配底座 Plate

序号 No	名称 Item no.	H值 H Value	孔型/安装尺寸L Hole type/Mounting dimension	类型 type
1	J2/822/823	H=0/2/3	两孔two holes/37mm	普通Normal
2	I1S/843/84-7	H=0/3/7	四孔four holes/37mm	普通Normal
3	J4	H=0	四孔four holes/37mm	普通Normal

